

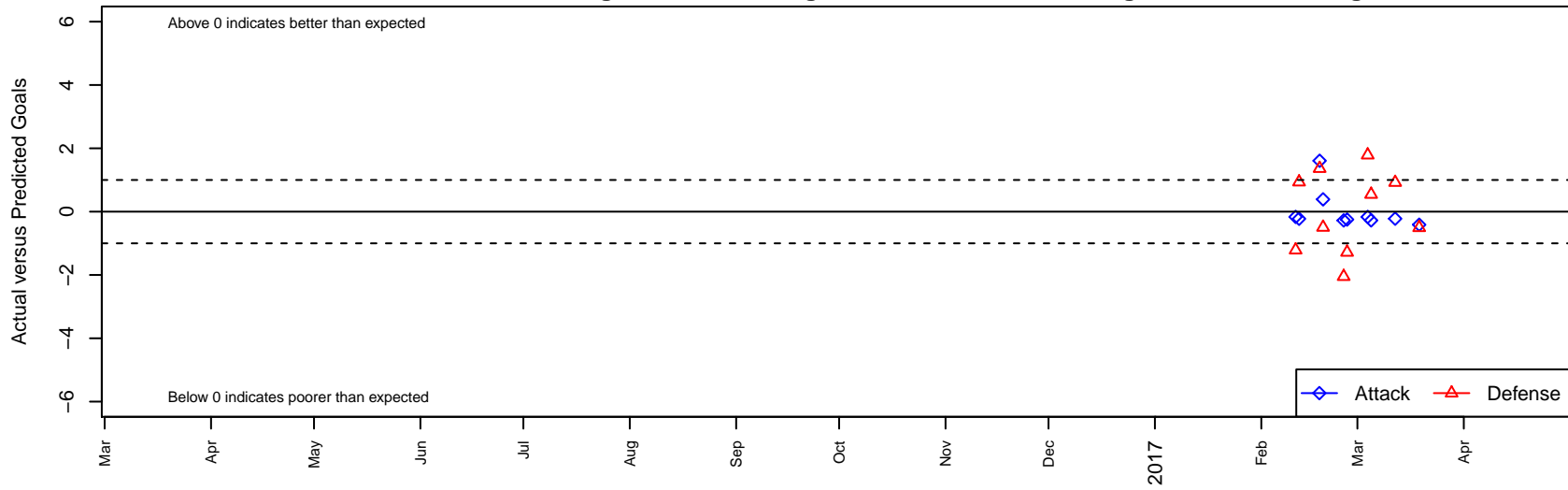
# Cascade Rush G01

Cascade Rush FC  
, OR  
G01 total strength=1111  
attack=2.35 defense=3.69  
spr league = Win OYS G01 Div 1 Red

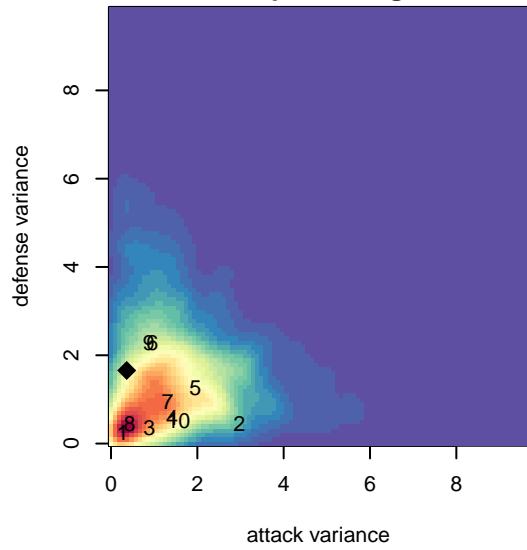
alt names used:

Venues played:  
2016 Win OYS G01 Division 1 Red

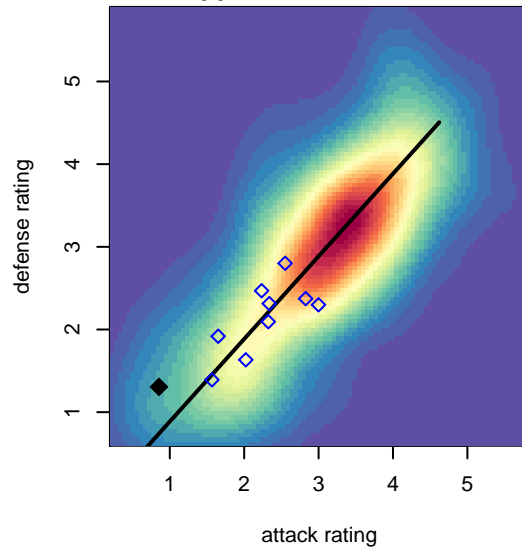
**Cascade Rush G01**  
Dots are actual minus expected GF (blue circles) and GA (red triangles).  
Blue line is smoothed change in attack strength. Red is smoothed change in defense strength.



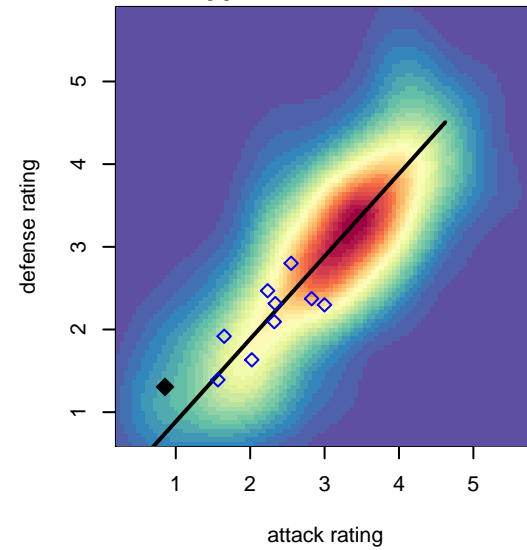
**attack and defense variance (black dot)  
relative to other teams  
and top 10 in region**



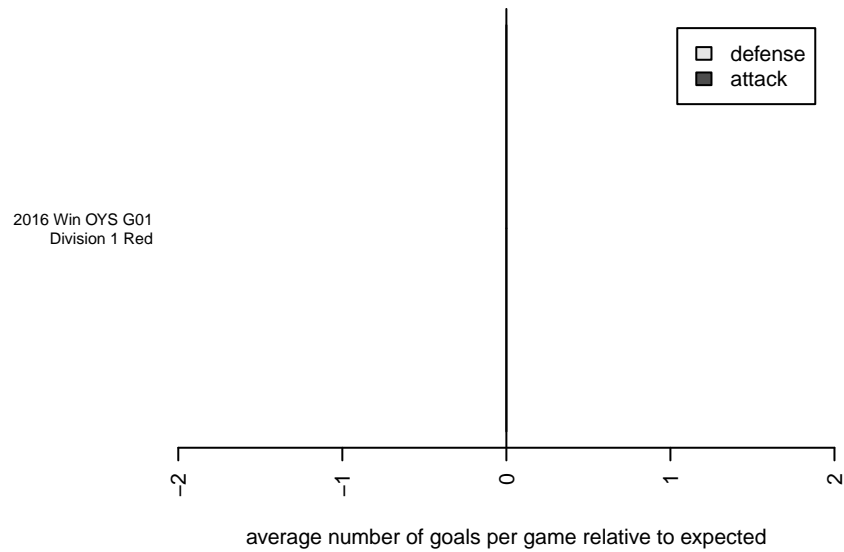
**attack and defense rating  
relative to others at age  
and all opponents in last 13 months**



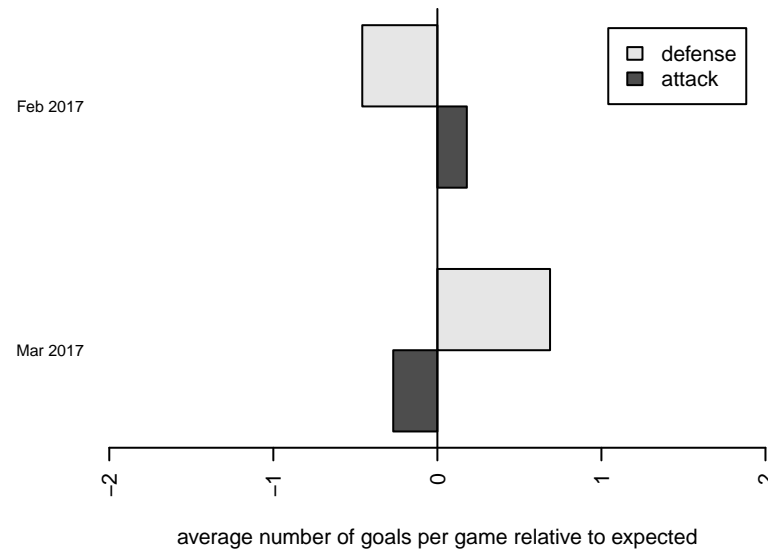
**attack and defense rating  
relative to others at age  
and all opponents in last 13 months**



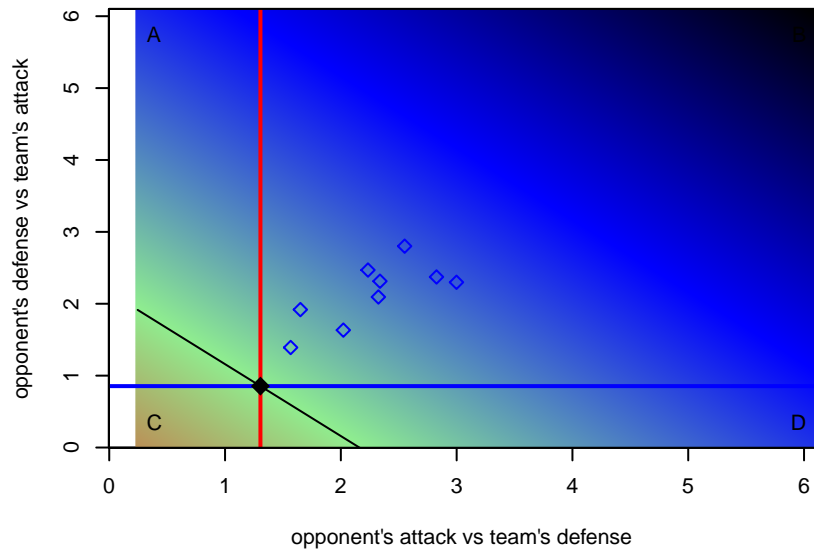
**Performance relative to 13 month average**



**Performance relative to 13 month average**



Distribution of opponents  
 Red = Lose zone, Blue = Win zone, Green = Even  
 Black line separates win/lose zones



lot. A=Neither has attack advantage, B=Opponent has both attack and defense advantage, C=Opponent has both attack and defense disadvantage, D=Both have

<b>date</b>	<b>home</b>		<b>away</b>		<b>venue</b>	<b>pred.home</b>	<b>pred.away</b>
2017-03-19	Westside Timbers Copa TS G01	2	Cascade Rush G01	0	2016 Win OYS G01 Division 1 Red	1.49	0.41
2017-03-12	Cascade Rush G01	0	FC Portland White G01	2	2016 Win OYS G01 Division 1 Red	0.22	2.92
2017-03-05	Cascade Rush G01	0	THUSC Xenon G01	2	2016 Win OYS G01 Division 1 Red	0.28	2.54
2017-03-04	Cascade Rush G01	0	Crossfire OR Blue II G01	2	2016 Win OYS G01 Division 1 Red	0.17	3.79
2017-02-26	PCU Red 1 G01	5	Cascade Rush G01	0	2016 Win OYS G01 Division 1 Red	3.72	0.25
2017-02-25	Pacific FC Ice G01	7	Cascade Rush G01	0	2016 Win OYS G01 Division 1 Red	4.95	0.28
2017-02-19	Cascade Rush G01	1	Capital FC Timbers Black G01	2	2016 Win OYS G01 Division 1 Red	0.61	1.50
2017-02-18	Cascade Rush G01	2	Pacific FC Blue G01	1	2016 Win OYS G01 Division 1 Red	0.39	2.36
2017-02-12	Crossfire OR CUSC Red Power Rays G01	2	Cascade Rush G01	0	2016 Win OYS G01 Division 1 Red	2.93	0.23
2017-02-11	Crossfire OR Blue II G01	5	Cascade Rush G01	0	2016 Win OYS G01 Division 1 Red	3.79	0.17